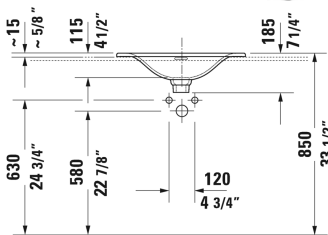
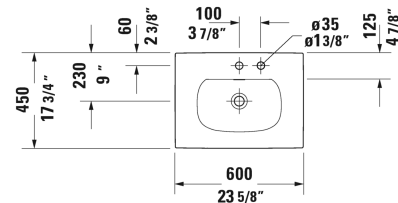
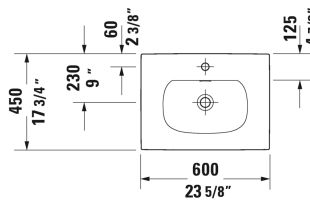


Viu Vanity basin ⚙ # 0385600000 / 0385600030 / 0385600058 / 0385600060

< 23 5/8" Inch >



Vanity basin	Dimension	Weight	Order number
drop-in basin, with overflow, with faucet deck, ceramic covered push-open waste included, 23 5/8" Inch			
Colors			
00 White			
Variant			
●	23 5/8" x 17 3/4" Inch	20.1 lb	0385600000
● ● ●	23 5/8" x 17 3/4" Inch	20.1 lb	0385600030
● ●	23 5/8" x 17 3/4" Inch	20.1 lb	0385600058
⊗	23 5/8" x 17 3/4" Inch	20.1 lb	0385600060
Sanitary ceramics with the special WonderGliss surface finish will remain clean and attractive-looking for a long time to come. When ordering WonderGliss please add a "1" as eleventh digit to the model number.			
Suitable products			
Vanity unit wall-mounted 1 pull-out compartment, countertop including one cut-out, for 1 vanity basin centered, 31 1/2" x 21 5/8" Inch	31 1/2" x 21 5/8" Inch		KT6794
Vanity unit wall-mounted 1 pull-out compartment, countertop including one cut-out, for 1 vanity basin centered, 39 3/8" x 21 5/8" Inch	39 3/8" x 21 5/8" Inch		KT6795
Vanity unit wall-mounted 1 pull-out compartment, countertop including one cut-out, for 1 vanity basin centered, 47 1/4" x 21 5/8" Inch	47 1/4" x 21 5/8" Inch		KT6796

Viu Vanity basin & # 0385600000 / 0385600030 / 0385600058
/ 0385600060

< 23 5/8" Inch >

Vanity unit wall-mounted 2 pull-out compartments, 1 countertop with one cut-out or two cut-outs, for 1 or 2 vanity basin(s), 55 1/8" x 21 5/8" Inch	55 1/8" x 21 5/8" Inch	KT6797 B/L/R
Vanity unit wall-mounted 2 drawers, upper drawer including cut-out for siphon and siphon cover, countertop including one cut-out, for 1 vanity basin centered, 31 1/2" x 21 5/8" Inch	31 1/2" x 21 5/8" Inch	KT6754
Vanity unit wall-mounted 2 drawers, upper drawer including cut-out for siphon and siphon cover, countertop including one cut-out, for 1 vanity basin centered, 39 3/8" x 21 5/8" Inch	39 3/8" x 21 5/8" Inch	KT6755
Vanity unit wall-mounted 2 drawers, upper drawer including cut-out for siphon and siphon cover, countertop including one cut-out, for 1 vanity basin centered, 47 1/4" x 21 5/8" Inch	47 1/4" x 21 5/8" Inch	KT6756
Vanity unit wall-mounted 4 drawers, drawer beneath basin including cut-out for siphon and siphon cover, 1 countertop with one cut-out or two cut-outs, for 1 or 2 vanity basin(s), 55 1/8" x 21 5/8" Inch	55 1/8" x 21 5/8" Inch	KT6757 B/L/R
X-Large vanity unit for console 2 drawers, upper drawer including cut-out for siphon and siphon cover, 31 1/2" x 21 5/8" Inch	31 1/2" x 21 5/8" Inch	XL5417
Console for above-counter basin and vanity basin 1 console with one cut-out, price per section of 3 7/8", basic price until 31 1/2", 1 3/4" thickness, 21 5/8" Inch	21 5/8" Inch	UV102C
Console for above-counter basin and vanity basin 1 console with two cut-outs, price per section of 3 7/8", basic price until 31 1/2", 1 3/4" thickness, 21 5/8" Inch	21 5/8" Inch	UV103C
Console for above-counter basin and vanity basin 1 console with one cut-out, price per section of 3 7/8", basic price until 31 1/2", 1 1/8" thickness, 21 5/8" Inch	21 5/8" Inch	UV106C
Console for above-counter basin and vanity basin 1 console with two cut-outs, price per section of 3 7/8", basic price until 31 1/2", 1 1/8" thickness, 21 5/8" Inch	21 5/8" Inch	UV107C
Vanity unit for console wall-mounted 1 pull-out compartment, 31 1/2" x 21 5/8" Inch	31 1/2" x 21 5/8" Inch	XS4900
Vanity unit for console wall-mounted 1 pull-out compartment, 39 3/8" x 21 5/8" Inch	39 3/8" x 21 5/8" Inch	XS4901
Vanity unit for console wall-mounted 1 pull-out compartment, 47 1/4" x 21 5/8" Inch	47 1/4" x 21 5/8" Inch	XS4902
Vanity unit for console wall-mounted 2 pull-out compartments, 55 1/8" x 21 5/8" Inch	55 1/8" x 21 5/8" Inch	XS4903 L/R
Vanity unit for console wall-mounted 2 pull-out compartments, 63" x 21 5/8" Inch	63" x 21 5/8" Inch	XS4904 R/L
Vanity unit for console wall-mounted 2 pull-out compartments, 55 1/8" x 2" Inch	55 1/8" x 2" Inch	XS4906 B
Vanity unit for console wall-mounted 2 pull-out compartments, 63" x 21 5/8" Inch	63" x 21 5/8" Inch	XS4907 B

All drawings contain the necessary measurements which are subject to standard tolerances. They are stated in inch & mm and are non-binding. Exact measurements, in particular for customized installation scenarios, can only be taken from the finished ceramic piece.