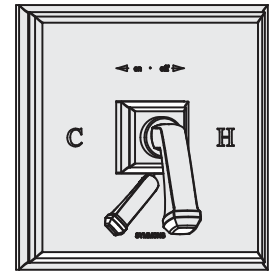




SYMMONS® Oxford™

Shower Valve Trim S-4200-TRM

Installation Brief



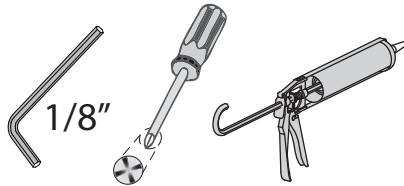
Model Numbers

S-4200-TRM....Shower Valve Trim
(Control valve ordered separately)

For California Residents

WARNING: This product contains chemicals known to the State of California to cause cancer, birth defects, or other reproductive harm.

Tools & Materials



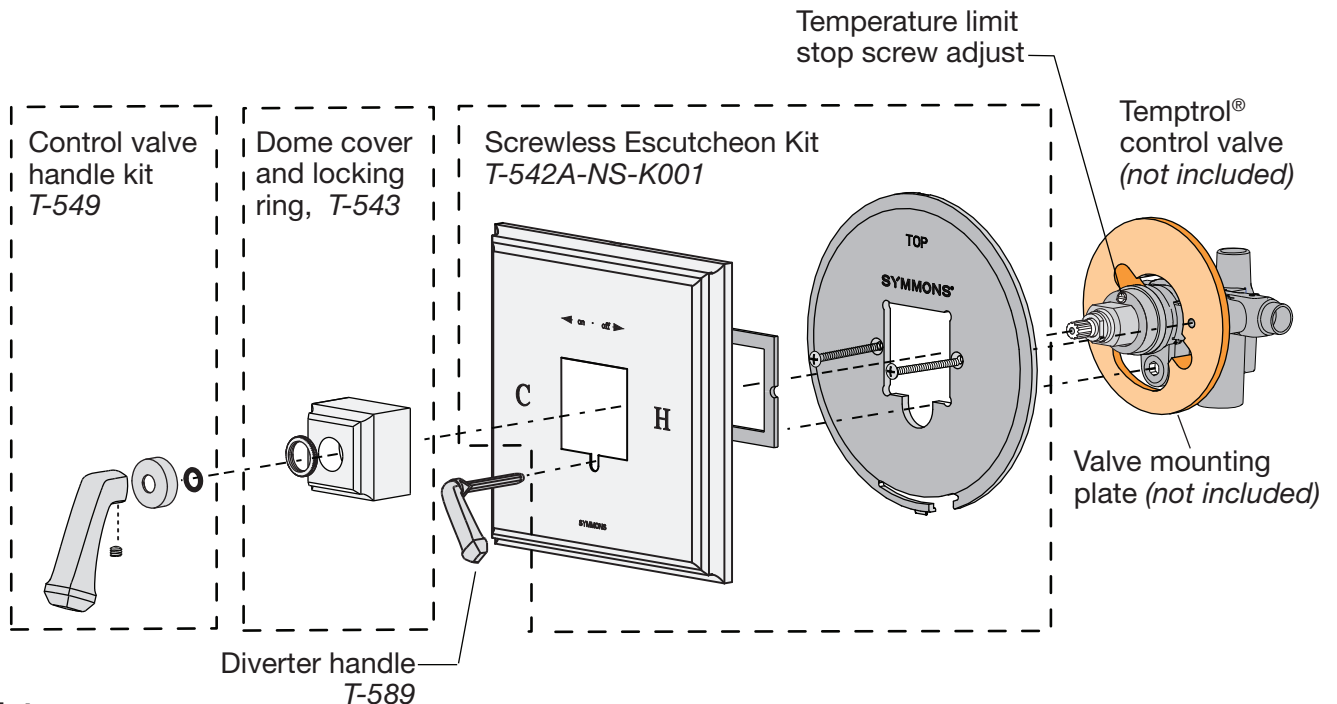
☎ Need Help?

Symmons customer service:
(800) 796-6667, (781) 848-2250
customerservice@symmons.com
Mon - Fri 8:00 am - 7:30 pm EST

🌐 www.symmons.com/service

- Technical help
- Product information
- Warranty policy

Visual Installation Guide Oxford Shower Valve Trim, S-4200-TRM



Notes:

- (1) Control valve and valve mounting plate ordered separately. Piping and fittings are not included.
- (2) Apply a bead of silicone around the perimeter of all shower trim installed flush to the finished wall, leaving opening on bottom of escutcheon for weep hole.

Symmons Industries, Inc. ■ 31 Brooks Drive ■ Braintree, MA 02184
Phone: (800) 796-6667 ■ Fax: (800) 961-9621
Website: www.symmons.com ■ Email: gethelp@symmons.com

Copyright © 2016 Symmons Industries, Inc. Printed in U.S.A. ■ ZV-564 REV A ■ 012016



SYMMONS®
the smart choice™