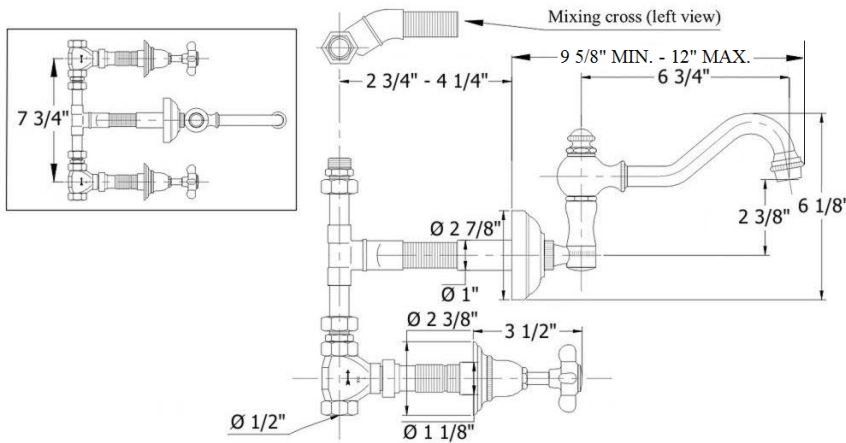


3008 - 'Royale' Wall Mounted Three Hole Set

*CENTER AND BOTH VALVES ALL-THREAD CAN BE CUT DOWN TO SIZE



Technical Information

- NSF / ANSI 61 & 372 / ASME A112.18.1 / CSA B125.1 / CEC AB1953 / WATERSENSE certified.
- Maximum flow rate is 1.2 GPM / 5.45 L / mn with new low flow restrictor.
- 7 3/4" C.T.C. spread.
- 6 3/4" C.T.C. swiveling spout.
- 1/2 turn ceramic Ecobross Flühs cartridges.
- Copper t-rough.
- Available finishes are French Weathered Brass (**47**), Polished Chrome (**48**), SoliBrass (**49**), Lacquered Matte Black Nickel (**50**), Old Gold (**52**), Old Silver (**53**), Polished Brass (**55**), Polished Nickel (**56**), Brushed Nickel (**57**), Satin Nickel (**60**), Antique Lacquered Copper (**67**), Antique Lacquered Brass (**68**), Weathered Brass (**70**), Lacquered Polished Black Nickel (**71**) and Lacquered Polished Copper (**80**).
- Please See Cleaning Instructions:
<http://herbeau.com/CleaningAll.pdf> For Finish Care and Maintenance Information.

Part #	Description
01	Top Knob
02	Finished Washer
03	Spout 6 3/4" – Ecobross
04	Aerator Washer
05	Aerator Filter
06	Aerator Cover
07	Sealing Screw
08	Spout O-Ring
10	Royale Spout Elbow
12	Wall Flange
13	Threaded Tube
14	Copper T-Rough – Ecobross
15	1/2 Turn Cartridge Housing – Ecobross
16	Male To Male Adapter – Ecobross
17	Brass Hexagon Tube
18	Brass Extension
17+18	Extension Kit
13,17,18	7" Spout Thread W/6" Hex & Brass Extension
19	Wall Escutcheon
20	Rubber O-Ring
21	Inner Trim Housing
22	Bell Escutcheon
23	Handle Stem
24	Cross Handle
25	Washer
26	Handle Screw
27	Finished Insert Holder
28	Ceramic Insert H/C
29	1/2" Brass Adapter – Ecobross
30	Rubber O-Ring
31	Flat Rubber Washer
32	1/2" Washer
85	1/2 Turn Ceramic Ecobross Cartridge
91	Royale Finished Ceramic Insert Assembly



U.P. Code
NSF-61/9-G
ASME A112.18.1/CSA B125.1



Certified by
NSF International

Please follow example when ordering parts for 'Royale' Wall Mounted
Three Hole Set

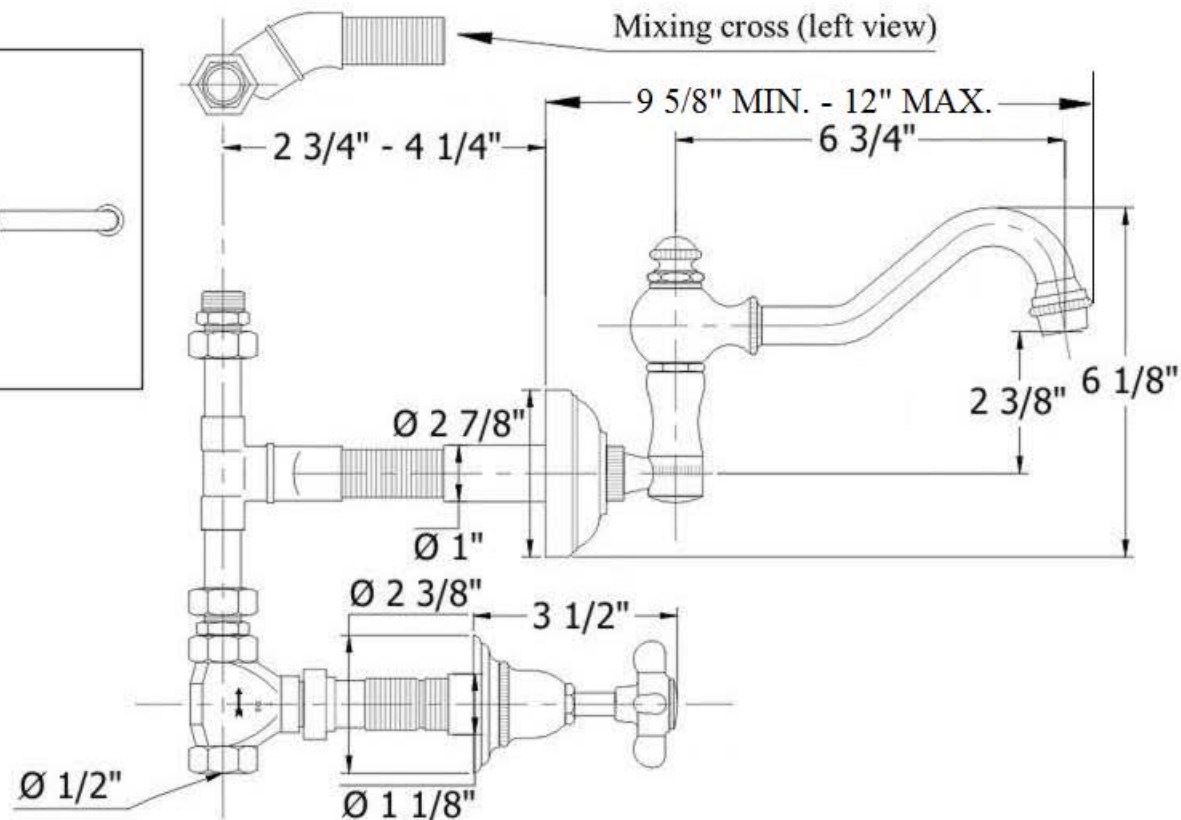
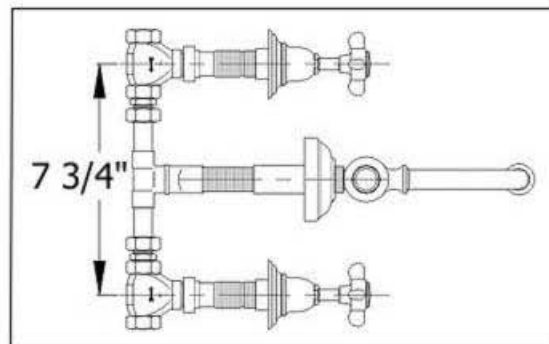
- To order part #03 – SPOUT
 - 950058xx
- Please substitute finish number needed in place of **xx**



Herbeau®
L'Art du Sanitaire depuis 1857

3008 - 'Royale' Wall Mounted 3-Hole Set

*CENTER AND BOTH VALVES ALL-THREAD CAN BE CUT DOWN TO SIZE.



*930011 CARTRIDGE GOOD FOR ALL YEARS

XX=TWO DIGIT FINISH CODE

○ = FINISHED PARTS

Copyright©2017 Herbeau Creations. All rights reserved. All product and specifications are subject to change without notice. Herbeau Creations is not responsible for typographical and/or dimensional errors. Typographical errors are subject to correction.