



Bathtub - Tara.

Two-way diverter for deck-mounted tub installation - polished chrome

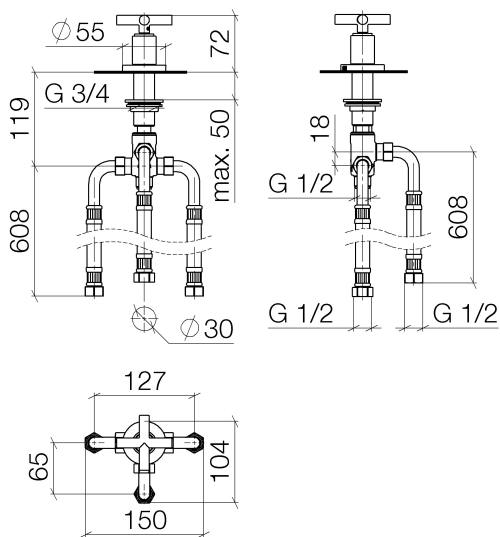
Article number: 29 140 892-00

- Integrated diverter
- 1-1/4" hole diameter
- Flange diameter 2-1/8"
- 1/2" connection
- Water flow rate limited to max. 17.1 gpm
- (ADA)



polished chrome

Dimensional drawing



All dimensions in mm / inch = mm x 0,0394

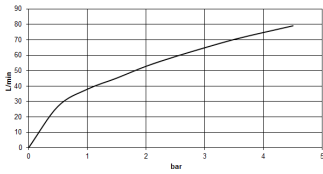


Bathtub - Tara.

Two-way diverter for deck-mounted tub installation - polished chrome

Article number: 29 140 892-00

Flow rate chart





Bathtub - Tara.

Two-way diverter for deck-mounted tub installation - polished chrome

Article number: 29 140 892-00


Other surface finishes



platinum matte
29 140 892-06



platinum
29 140 892-08



white matte
29 140 892-10



Brushed Durabrass
29 140 892-28



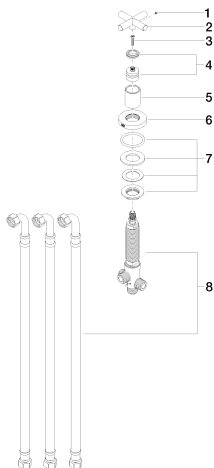
black matte
29 140 892-33



Dark Platinum matte
29 140 892-99

More custom finish options are available via special production (xTra Service). Please see our finish matrix for availability and pricing or contact a Dornbracht representative.

Spare parts list



| Number | Item Number | Designation | Number of units |
|--------|--------------------|-------------|-----------------|
| 1 | 09 31 11 055 90 | pin | 1 |
| 2 | 09 20 89 011-00 | handle | 1 |
| 3 | 09 30 30 075 90 | screw | 1 |
| 4 | 90 12 12 007 00-00 | base | 1 |
| 5 | 09 21 02 140-00 | sleeve | 1 |
| 6 | 09 27 89 102-00 | rosette | 1 |
| 7 | 04 23 10 004 03 90 | fixing set | 1 |
| 8 | 90 17 09 051 00 90 | diverter | 1 |