




## Bathtub - Deque

Two-way diverter for deck-mounted tub installation - polished chrome

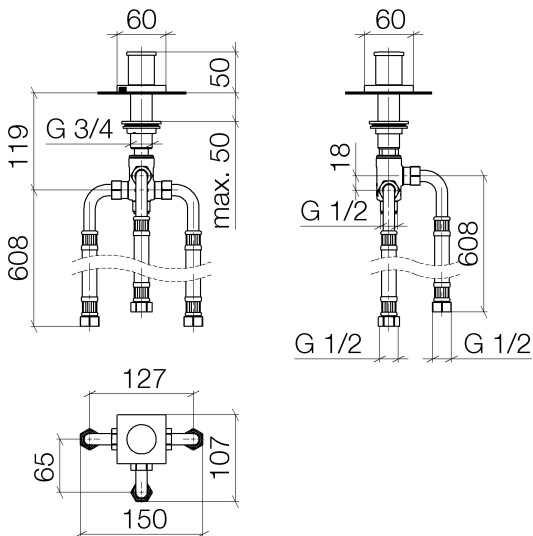
Article number: 29 140 670-00

- Integrated diverter
- 1-1/4" hole diameter
- Flange 2-3/8" x 2-3/8"
- 1/2" connection
- Water flow rate limited to max. 17.1 gpm



polished chrome

## Dimensional drawing



All dimensions in mm / inch = mm x 0,0394

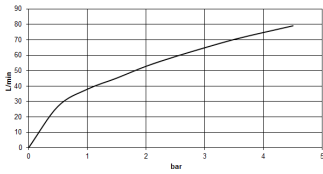


## Bathtub - Deque

Two-way diverter for deck-mounted tub installation - polished chrome

Article number: 29 140 670-00

### Flow rate chart





## Bathtub - Deque

Two-way diverter for deck-mounted tub installation - polished chrome

Article number: 29 140 670-00


### Other surface finishes



platinum matte  
29 140 670-06



platinum  
29 140 670-08



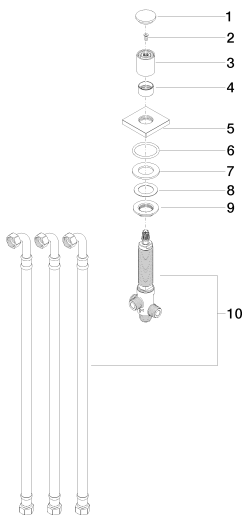
Brushed Durabrass  
29 140 670-28



Dark Platinum matte  
29 140 670-99

More custom finish options are available via special production (xTra Service). Please see our finish matrix for availability and pricing or contact a Dornbracht representative.

### Spare parts list



Number	Item Number	Designation	Number of units
1	09 20 71 003-00	handle	1
2	90 30 30 014 00 90	screw	1
3	09 20 71 002-00	handle	1
4	09 16 01 012-00	ring	1
5	09 27 67 006-00	rosette	1
6	09 14 10 043 90	seal	1
7	09 14 05 014 90	seal	1
8	09 14 40 002 90	seal	1
9	09 23 10 004 90	nut	1
10	90 17 09 051 00 90	diverter	1